


FlexiSpot

Multi-functional High Speed Hair Dryer

Item No. B2-G / B2-P



CAUTION:

IMPORTANT SAFETY INSTRUCTIONS

Read all instructions before use. When using an electrical appliance, basic precautions should always be followed, including the following.

The attachment of the nozzle is magnetic. Please stay away from pacemakers, defibrillators, credit cards and electronic storage media to reduce the risk of fire, electric shock and injury.

WARNING

These warnings apply to the appliance, and also where applicable, to all tools, accessories, chargers or mains adaptors.

To reduce the risk of fire, electric shock, or injury:

1. This hair dryer can be used by children aged from 8 years and above and persons with reduced physical, sensory or reasoning capabilities, or lack of experience and knowledge, only if they have been given supervision or instruction by a responsible person concerning use of the appliance in a safe way and understand the hazards involved.

Cleaning and user maintenance shall not be made by children without supervision.

2. Do not allow to be used as a toy. Close attention is necessary when used by or near children. Children should be supervised to ensure that they do not play with the appliance.

3. If the appliance is used in a bathroom, unplug after use. The proximity of water presents a hazard even when the appliance is switched off.

4. **WARNING:** Do not use this appliance near bathtubs, showers, basins or other vessels containing water.

5. If the supply cord is damaged or malfunctions, please promptly contact FlexiSpot customer service at contact@flexispot.com for repair or replacement to avoid any hazards.

6.This appliance has a non-self resetting thermal cut-out safety device to prevent overheating. If your appliance cuts out, unplug it from the mains supply socket and leave to cool.

7.CAUTION: In order to avoid a hazard due to inadvertent resetting of the thermal cut-out, this appliance must not be supplied through an external switching device, such as a timer, or connected to a circuit that is regularly switched on and off by the utility company, or plugged into any socket where the electrical supply is unstable or likely to be turned off.

8.For additional protection, the installation of a residual current device (RCD) having a rated residual operating current not exceeding 30mA is advisable. Ask your dealer for advice.

9.Do not use the appliance for any other purpose than drying hair.

10.Do not handle any part of the plug or appliance with wet hands.

11.Do not unplug by pulling on the cable or stretch or pull the cable when in use. Do not use an extension lead and do not wrap the cable around the appliance.

12.Do not use any lubricants, cleaning agents, polishes or air fresheners on any part of the appliance.

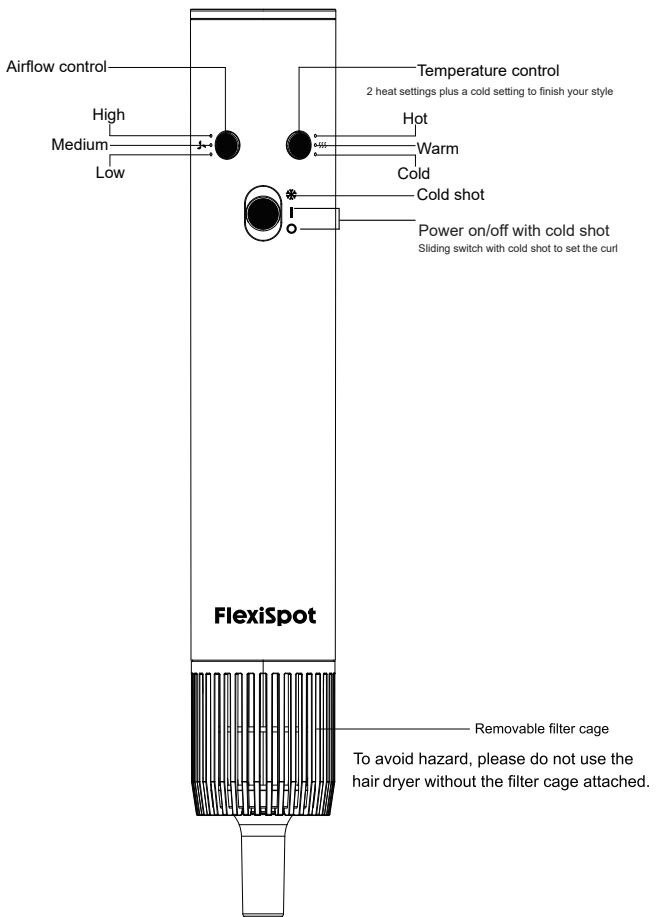
13.Contact the FlexiSpot CS team at contact@flexispot.com when a service or repair is required. Please don't disassemble the appliance as incorrect reassembly may result in an electric shock or fire.

14.If the appliance is not working as it should, please contact FlexiSpot CS team at contact@flexispot.com



WARNING: Do not use this appliance near bathtubs, showers, basins or other vessels containing water.

Functions

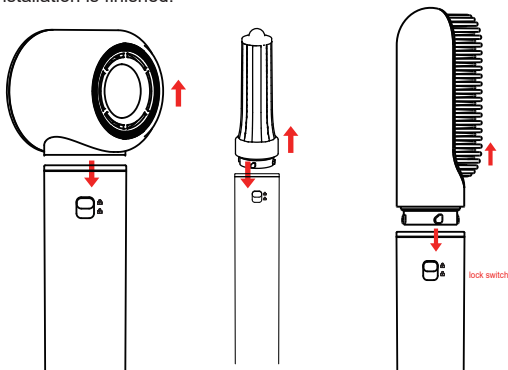


Using your attachments



Flexi-Lock System: Connect the attachments

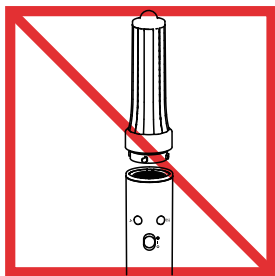
FlexiSpot employs the precise Flexi-Lock system, eliminating the need for rotating attachments. Simply insert the attachment into the main body of the hairdryer. There will be a locking indicator button on the back of the main unit. When inserting the attachment, the button will automatically spring back to the unlocked position. Once installation is complete, the button will automatically snap back into the locked position, indicating that installation is finished.




Change the attachments

Adjust the locking indicator button to the unlocked position, and the attachment will automatically pop out. Simply take it out to replace with another attachment.

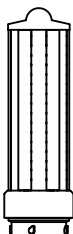
Caution: If you use the hot setting, the attachment will become quite warm after a while, which is normal. You need to be cautious. FlexiSpot recommends letting it cool down for 3-5 minutes before changing the attachment.



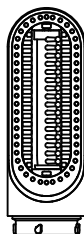
Free Attachments Included



30mm long barrel
Voluminous curls or waves



40mm long barrel
Loose curls and waves



Firm smoothing brush
Straighter style with less frizz



Pre-styling nozzle
Use this for hair pre-styling, make hair smoother

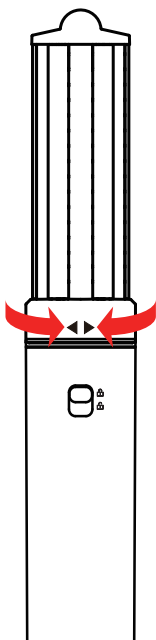


Pre-styling dryer
Prepares hair for styling


Looking to achieve better hairstyles with these attachments?

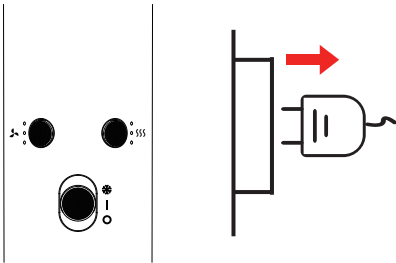
Check out the tutorial videos on the FlexiSpot official website or search for 'FlexiSpot Hair Dryer' on FlexiSpot's YouTube channel. We've invited several models to demonstrate how to use our products and provide tutorials.

Note: Our barrel attachment features the advanced Flexi-Switch function. You can adjust the direction of the Coanda Effect by rotating the bottom of the barrel attachment, making it more convenient for you to use without needing to change different directional barrel attachments, as shown in the image below.

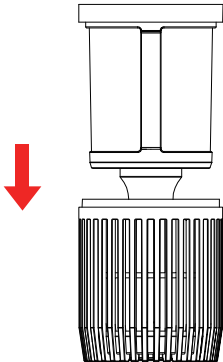


Regular filter maintenance

 The filter need to be cleaned periodically to avoid any blocking and make sure the air inlet smoothly. Ensure that you unplug your appliance from the mains electricity supply and allow to cool down before cleaning your filter.

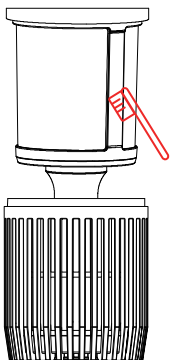


The filter cage is attached to the unit by magnetic method. Hold the handle and unplug the filter cage downward then remove it from the handle.

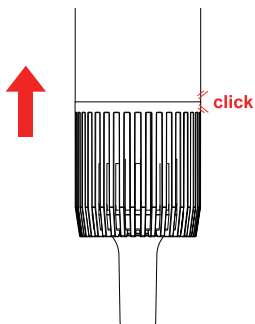


Regular filter maintenance

Do not clean the inside stainless steel filter by water, or it may cause the unit malfunction. Please use dry lint free cloth, soft brush or toothbrush to clear the dust or other attachments on the surface of filter cage and stainless steel filter.



After cleaning, put back the filter cage to the handle, you will hear a click voice which means the filter cage is assembled well.



Trouble Shooting

Problems	Possible Reasons	Solutions
Unit does not work	PCB damage	Return for repairing
	Do not connect to power well	1.Check if the power plug is plugged well or loose, then restart it 2.Check if the voltage is stable 3.Please return for repairing if there is still problem
LED indicator blink	Power supply is abnormal	
	Heating Wire is abnormal	1.Check if the air inlet/outlet blocks up, after checking, please restart the unit after the unit is cool down 2.Please return for repairing if there is still problem
	Motor is abnormal	
LED indicator does not turn on	Control PCB damage	Return for repairing
LED indicator display abnormally		
Control button does not work fine		
Power cord/ plug overheat	Poewr cord damage	
Burnt smell during using	Inner parts damage	

Basic Data

Product Name	FlexiSpot Multi-Functional High Speed Hair Dryer
Product model	B2-G / B2-P
Rated voltage	120V ~ 60 Hz
Rated Power	1300 W
Product Size	12 x 2.3 x 2.6 inch
Net Weight (w/o cord)	Aprx. 0.84 lbs

Additional Information

We provide a 30-day hassle-free return and exchange policy as well as a 2-year warranty on the FlexiSpot Multi-function High-speed Hair Dryer. If you encounter any issues, please contact the FlexiSpot customer service team promptly via email at contact@flexispot.com. We will arrange for repairs or replacement. Please refrain from dismantling the machine yourself to avoid voiding the warranty.